


WORK

PRODUCT GUIDE



SUPER SHOES

SUPER SHOES

Thank you for your interest in establishing an account with Super Shoes, and allowing us to customize a program that will ensure that your employees' risk from injury at work is minimized. Our goal is to work with you to determine the best options, based on your needs, and making sure that those products will perform in the environments that your employees experience daily. We would embrace the opportunity to visit your facility and provide an assessment of the safety hazards present and provide you with footwear options best suited to reduce injury risk from those hazards. Once we have determined the best options for you we would make those styles, and only those styles, available for your employees to select from. We have 39 stores along the east coast from Virginia to Maine with our average store carrying over 75 different styles of safety footwear and some of our larger stores carrying in excess of 125 styles. We have experienced and knowledgeable managers and associates who can assist in fitting and selecting the proper footwear. **Setting up an account is easy - simply send in a completed application. Approval typically takes less than 2 weeks.**

Here are some of the areas where the proper footwear would reduce the risk of injury to your employees:

Compression and Impact (falling objects)

- I/C - Safety Toe Footwear
- MT - Metatarsal Protective (Met-Guard) Footwear

Slippery Surfaces

- SR - Slip Resistant Footwear. Each style is tested in accordance with ASTM F2913-19.

Electrical Hazards as well as Static Electricity

- EH - Electrical Hazard Footwear
- SD - Static Dissipative Footwear
- CD - Conductive Footwear

Penetration of sharp objects to the bottom of the foot.

- PR - Puncture Resistant Footwear

We can also provide footwear that can protect against Chemical Exposure and Extreme Heat Exposure.

Again, thank you for considering Super Shoes as your source for safety footwear. Feel free to contact us with any questions or concerns you may have. We look forward to speaking with you soon.

**For more information or for an application,
please contact Brad Costolo at:**

240.520.2788 or costolob@hhbrown.com

**SUPER SHOES OFFERS PAYROLL DEDUCTION FOR
PARTICIPATING EMPLOYERS.**

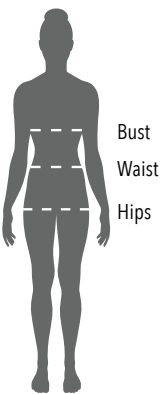


Finding the PERFECT FIT

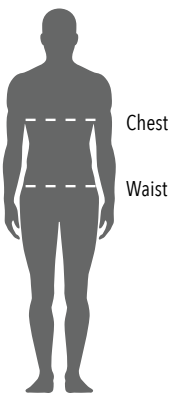
with boots and clothing.

FINDING YOUR PERFECT CLOTHING SIZE

Women's



Men's



Women's Body Measurements

SIZE	S	M	L	XL	2XL	3XL
Traditional Size	6-8	10-12	14-16	18-20	22	24+
Bust	34-36	37-39	40-43	44-46	47-51	52+
Hip/Seat	34-38	39-41	42-45	46-49	50-53	53+

Men's Body Measurements

SIZE	S	M	L	XL	2XL	3XL
Chest	34-38	39-42	43-45	46-48	49-51	52+
Waist	28-31	32-34	35-38	39-42	43-46	47-50+

Sock Sizing

Women's	Small (fits shoe size 5-8.5)
	Medium (fits shoe size 9-12.5)
Men's	Medium (fits shoe size 8-11.5)
	Large (fits shoe size 12-16)



FINDING YOUR PERFECT BOOT ATTRIBUTES

- ASTM F2413** - The official standard for safety footwear in the United States.
- Safety Toe** - Non-corrosive toe caps used in footwear to provide protection for the toe area.
- Composite Toe** - A toe cap made from a non-ferrous elastomeric material, which is light weight and will not conduct heat, cold or electricity.
- Slip Resistant** - Soles designed and constructed with materials to provide maximum resistance on slippery conditions.
- Electrical Hazard** - Footwear tested by an independent lab that can withstand applications of 18,000 volts at 60Hz for one minute without leakage or flow in excess of 1.0mA.
- SD** - Static Dissipative footwear absorbs and neutralizes loose electrons, sending charges into the floor.
- Insulated** - Footwear that provides varying levels of protection against the cold depending on the amount of insulating fabric used.

**WE CAN
MAKE SURE
YOU HAVE
THE RIGHT
TOOLS FOR
YOUR JOB.**

At least when it comes to
your footwear.



WE CARRY

BRUNT

WORKWEAR

TM



BRUNT 6" MARIN (AVAILABLE IN SOFT & COMP TOE)

MEN'S



**Reebok Work
#RB4038**

Men's Sublite

- Composite Toe
- Slip Resistant
- Static Dissipative



**Reebok Work
#RB4041**

Men's Sublite

- Alloy Toe
- Slip Resistant
- Electrical Hazard



**Reebok Work
#RB4050**

Men's Sublite

- Composite Toe
- Slip Resistant
- Electrical Hazard



**Reebok Work
#RB4141**

Men's Sublite

- Alloy Toe
- Slip Resistant
- Static Dissipative



**Reebok Work
#RB4672**

Men's Astroride

- Composite Toe
- Slip Resistant
- Electrical Hazard



**Reebok Work
#RB3403**

Men's Trailgrip

- Composite Toe
- Slip Resistant
- Electrical Hazard



**Carolina
#CA1902**

Men's Lytning 1.9 Gust

- Aluminum Toe
- Electrical Hazard
- Slip Resistant



**Carolina
#CA1903**

Men's Lytning 1.9 Gust Mid

- Aluminum Toe
- Electrical Hazard
- Slip Resistant



**KEEN Utility
#1023205**

Men's Lansing

- Steel Toe
- Electrical Hazard



**KEEN Utility
#1023236**

Men's Flint II

- Steel Toe
- Waterproof
- Electrical Hazard



**Skechers Work
#77055-BKCC**

Men's Crankton

- Steel Toe
- Electrical Hazard
- Relaxed Fit



**Skechers Work
#77108-BKCC**

Men's Holdredge Rebem

- Steel Toe
- Slip Resistant
- Electrical Hazard



**Timberland PRO
#TB0A27W7001**

Men's Radius

- Composite Toe
- Electrical Hazard
- Slip Resistant



**Timberland PRO
#TB0A1GT9065**

Men's Powertrain

- Alloy Toe
- Static Dissipative



**Timberland PRO
#TB0A176A001**

Men's Powertrain

- Alloy Toe
- Electrical Hazard



**Timberland PRO
#TB047028210**

Men's TiTAN

- Alloy Toe
- Electrical Hazard

MEN'S



Skechers Work Slip-Ins
#200234-CDB

Men's Holdredge Ryker

- Composite Toe
- Slip Resistant
- Electrical Hazard



Skechers Work
#200248-BRN

Men's Relment Erett

- Composite Toe
- Waterproof
- Electrical Hazard
- Slip Resistant



Timberland PRO
#TB1A1Q8O214

Men's Keele Ridge

- Steel Toe
- Waterproof



KEEN UTILITY
#1018079

Men's Lansing

- Steel Toe
- Waterproof
- Electrical Hazard



KEEN Utility
#1023237

Men's Mid Flint II

- Steel Toe
- Waterproof
- Electrical Hazard



Timberland PRO
#TB0A1Q54214

Men's 6" Hypercharge

- Composite Toe
- Waterproof
- Electrical Hazard



Carolina
#CA3526

Men's 6" Engineer

- Steel Toe
- Waterproof



Carolina
#CA5520

Men's 6" Bruno

- Composite Toe
- Slip Resistant
- Waterproof



Wolverine
#W231123

Men's 6" Carlsbad

- Steel Toe
- Waterproof
- Electrical Hazard



Timberland PRO
#TB065016713

Men's 6" Direct Attach

- Steel Toe
- Electrical Hazard
- 200 Gram
- Waterproof



Timberland PRO
#TB052562214

Men's 6" Endurance

- Steel Toe
- Electrical Hazard
- Puncture Resistant



Timberland PRO
#TB092615214

Men's 6" Boondock

- Composite Toe
- Waterproof



Carolina
#CA3524

Men's 8" Surveyor

- Steel Toe
- Electrical Hazard
- Waterproof



Carolina
#CA8520

Men's 8" Bruno

- Composite Toe
- Waterproof



Carolina
#CA8528

Men's 8" Lace-to-Toe

- Steel Toe
- Waterproof



Carolina
#CA9821

Men's 8" Logger

- Steel Toe
- Waterproof
- Electrical Hazard

WOMEN'S



**Reebok Work
#RB041**

Women's Sublite Cushion

- Alloy Toe
- Electrical Hazard
- Slip Resistant



**Reebok Work
#RB046**

Women's Sublite

- Alloy Toe
- Electrical Hazard
- Slip Resistant



**Reebok Work
#RB307**

Women's Astroride

- Steel Toe
- Static Dissipative 10
- Slip Resistant



**KEEN Utility
#1023233**

Women's Flint II

- Steel Toe
- Electrical Hazard

MET GUARD



**Reebok
#RB1067**

Men's Beamer

- Internal Met Guard
- Composite Toe
- Electrical Hazard



**Carolina
#CA1907**

Men's 6" Lytning 1.9

- Internal Met Guard
- Composite Toe
- Electrical Hazard
- Slip Resistant



**Timberland PRO
#TB0A115Q001**

Women's Powertrain

- Alloy Toe
- Electrical Hazard



**Timberland PRO
#TB0A1B7F001**

Women's Powertrain

- Alloy Toe
- Static Dissipative



**KEEN Utility
#1007969**

Men's Louisville

- Internal Met Guard
- Steel Toe
- Waterproof
- Slip Resistant



**Carolina
#CA3527**

Men's 6" Foreman

- Internal Met Guard
- Steel Toe
- Electrical Hazard
- Slip Resistant



**Avenger
#8125**

Women's Hiker

- Steel Toe
- Electrical Hazard
- Waterproof



**Timberland PRO
#TB026388210**

Women's 6" TITAN

- Alloy Toe
- Electrical Hazard



**Carolina
#599**

Men's 6" Metpro

- External Met Guard
- Steel Toe
- Electrical Hazard



**Timberland PRO
#TB1A172T214**

Men's 6" Endurance

- External Met Guard
- Steel Toe
- Electrical Hazard
- Slip Resistant



**Timberland PRO
#TB0A2QVU231**

Women's 6" Direct Attach

- Steel Toe
- Waterproof
- 200 Gram



**Carolina
#CA1421**

Women's 8" Elm Logger

- Steel Toe
- Electrical Hazard

EXCLUSIVE TO SUPER SHOES

CAROLINA #CA3823

8" WATERPROOF STEEL TOE LOGGER



CAROLINA®
Built For Work.™



Wrangler

RIGGS
WORKWEAR



**IN EVERY PAIR OF
WRANGLER® RIGGS WORKWEAR® BOTTOMS:**

Tape measure reinforcement • Right-side cell pocket

Triple-stitched seams • Action gussets

Reinforced back pockets

Style Shown: Wrangler® RIGGS Ripstop Pant 3W045





Carhartt K195 Short Sleeve Logo T-Shirt

- 100% cotton jersey knit
- Rib-knit collar with tagless neck label
- Printed Carhartt logo on chest and back
- Side-seamed construction minimizes twisting



Carhartt 104050 Washed Duck Active Jacket

- 100% ring-spun washed cotton duck
- Quilted nylon lining for easy on and off; 80g 3M™ Thinsulate™ featherless insulation
- Attached hood with inner drawcord and cord-lock
- Two large lower-front pockets and two inside pockets
- Rib-knit cuffs and waistband
- Available in Big & Tall

Carhartt K288 Midweight Hooded Logo Sweatshirt

- 50% cotton/50% polyester blend
 - Attached three-piece hood with draw-cord closure
 - Front handwarmer pocket
- Stretchable, spandex-reinforced rib-knit cuffs and waistband
- Carhartt-strong triple-stitched main seams
- Carhartt signature logo printed on left sleeve
- Available in Big & Tall



CARHARTT PANTS OUTWORK THEM ALL

FROM WORKDAY TO THE WEEKEND

Relaxed Fit • Canvas Work
Traditional Fit • Rugged Cargo
Dungaree and many more

For all the latest Carhartt pant styles, visit
www.SuperShoes.com/Carhartt

THE T-SHIRT WORKS HARD SO YOU DON'T HAVE TO.



MULTIPLE COLOR OPTIONS

Carhartt K87 Pocket Short-Sleeve T-Shirt

- Long-lasting, heavyweight, 100% cotton jersey knit remains durable & comfortable with every wash
- Rib-knit crewneck that holds its shape throughout the workday
- Side-seamed construction minimizes twisting and maximizes comfort
- Durable left-chest pocket with sewn-on Carhartt label keeps items close at hand
- Tagless neck label that doesn't scratch so you can focus on your day
- Available in Big & Tall



— ICONIC K87 —
**WORKWEAR
POCKET T-SHIRTS**
— THAT GO —
24/7



SUPER SHOES
www.SuperShoes.com